

Shariah 0.5% Pn

31/03/2023

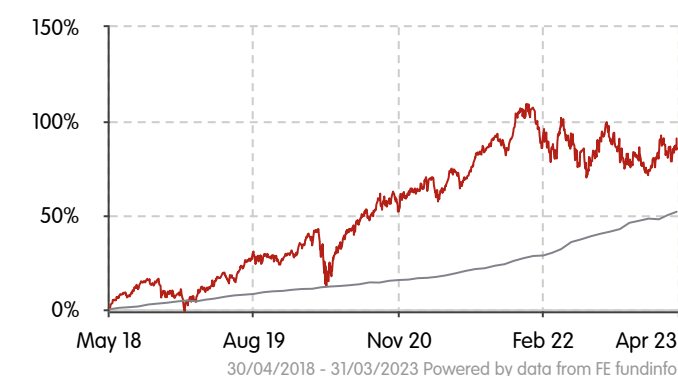
Important Notes This document is provided for the purpose of information only and should not be construed in any way as giving investment advice. Past performance is not necessarily a guide to future performance, as the value of the units may go up or down and any return is not guaranteed. The price of the units can be monitored on our website at bandce.co.uk/fund-unit-prices

the
people's
pension

Investment objective

The fund tracks the Dow Jones Islamic Market Titans Index, which comprises Shariah-compliant companies endorsed by the HSBC Amanah Shariah Supervisory Committee. This is a higher risk fund investing in company shares from around the world and is compliant with Islamic Shariah principles.

Cumulative performance (as at 31/03/2023)



- Fund
- Benchmark

Cumulative performance (as at 31/03/2023)

	5y	3y	1y	6m	3m	1m
Fund	95.80%	56.49%	-3.18%	7.15%	9.84%	5.74%
Benchmark	53.00%	35.43%	15.03%	6.43%	2.45%	1.16%

Discrete performance (as at 31/03/2023)

	31/03/2018 - 31/03/2019	31/03/2019 - 31/03/2020	31/03/2020 - 31/03/2021	31/03/2021 - 31/03/2022	31/03/2022 - 31/03/2023
Fund	17.97%	6.06%	35.72%	19.09%	-3.18%
Benchmark	6.48%	6.10%	5.26%	11.86%	15.03%

Source: FE fundinfo. Fund, Sector and Index performance is shown in local currency, on a single price basis with income re-invested into the fund.

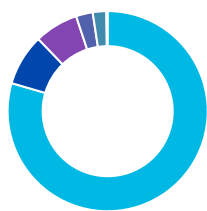
Fund facts

Single Price:	2917.00p
Currency:	British Pound
Pricing Frequency:	Daily
Launch Date:	08/04/2013
Fund Size:	£74.51m
Benchmark:	UK Consumer Price Index + 4.5%
Initial Charge:	0.00%
AMC/OCF:	0.50%
Citicode:	KOVY
ISIN:	GB00BYY2PJ30
SEDOL:	BYY2PJ3

Shariah 0.5% Pn

31/03/2023

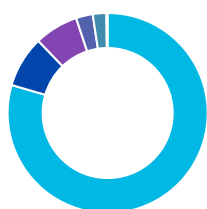
Region breakdown



North America	79.6%
Asia Pacific ex Japan	8.3%
Europe ex UK	7.1%
Japan	2.7%
UK	2.2%
Africa	0.2%

Contributions are currently invested on behalf of the Trustee by HSBC Global Asset Management

Asset breakdown



North American Equities	79.6%
Asia Pacific ex Japan Equities	8.3%
Europe ex UK Equities	7.1%
Japanese Equities	2.7%
UK Equities	2.2%
African Equity	0.2%

Sector breakdown



Information Technology	37.7%
Health Care	17.3%
Consumer Discretionary	14.6%
Communications	9.3%
Consumer Staples	8.5%
Energy	4.8%
Industrials	4.1%
Materials	3.2%
Financials	0.6%

Current top 10 holdings

MICROSOFT CORP	8.0%
APPLE INC.	7.6%
AMAZON.COM, INC.	4.6%
NVIDIA CORP	3.4%
ALPHABET INC	3.1%
TESLA, INC.	2.8%
ALPHABET INC	2.7%
META PLATFORMS, INC.	2.3%
EXXON MOBIL CORPORATION	2.2%
JOHNSON & JOHNSON	2.0%

Contact information

The People's Pension Trustee Limited
Manor Royal, Crawley, West Sussex, RH10 9QP.
Tel 0300 2000 555
www.thepeoplespension.co.uk