

# B&CE The People's Pension Shariah 0.5% Pn

30/06/2021

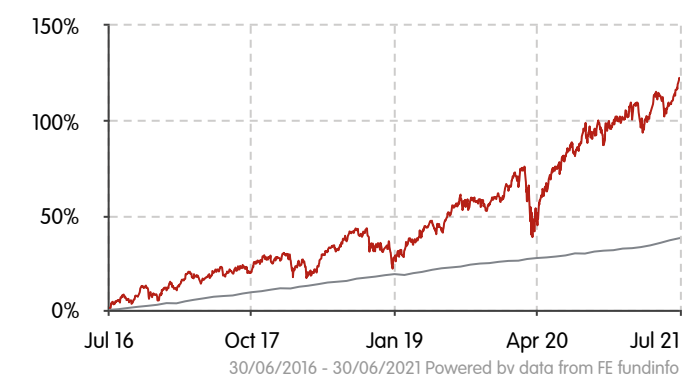
**Important Notes** This document is provided for the purpose of information only and should not be construed in any way as giving investment advice. Past performance is not necessarily a guide to future performance, as the value of the units may go up or down and any return is not guaranteed. The price of the units can be monitored on our website at [bandce.co.uk/fund-unit-prices](http://bandce.co.uk/fund-unit-prices)

the  
people's  
pension

## Investment objective

The fund tracks the Dow Jones Islamic Market Titans Index, which comprises Shariah-compliant companies endorsed by the HSBC Amanah Shariah Supervisory Committee. This is a higher risk fund investing in company shares from around the world and is compliant with Islamic Shariah principles.

## Cumulative performance (as at 30/06/2021)



● Fund  
● Benchmark

## Cumulative performance (as at 30/06/2021)

	5y	3y	1y	6m	3m	1m
Fund	122.17%	68.78%	22.28%	10.73%	9.08%	6.52%
Benchmark	37.86%	20.06%	7.09%	4.17%	2.86%	0.82%

## Discrete performance (as at 30/06/2021)

	30/06/2016 - 30/06/2017	30/06/2017 - 30/06/2018	30/06/2018 - 30/06/2019	30/06/2019 - 30/06/2020	30/06/2020 - 30/06/2021
Fund	18.03%	11.53%	14.19%	20.87%	22.28%
Benchmark	7.30%	7.02%	6.56%	5.21%	7.09%

Source: FE fundinfo. Fund, Sector and Index performance is shown in local currency, on a single price basis with income re-invested into the fund.

## Fund facts

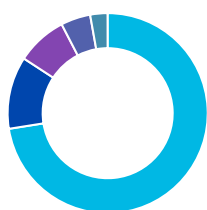
Single Price:	2759.60p
Currency:	British Pound
Pricing Frequency:	Daily
Launch Date:	08/04/2013
Fund Size:	£42.67m
Benchmark:	UK Consumer Price Index + 4.5%
Initial Charge:	0.00%
AMC/OCF:	0.50%
Citicode:	KOVY
ISIN:	GB00BYY2PJ30
SEDOL:	BYY2PJ3

# B&CE The People's Pension Shariah 0.5% Pn

30/06/2021

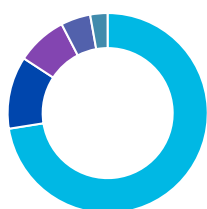
## Region breakdown

Contributions are currently invested on behalf of the Trustee by HSBC Global Asset Management



North America	72.5%
Europe ex UK	11.7%
Asia Pacific ex Japan	8.2%
Japan	4.8%
UK	2.8%

## Asset breakdown



North American Equities	72.5%
Europe ex UK Equities	11.7%
Asia Pacific ex Japan Equities	8.2%
Japanese Equities	4.8%
UK Equities	2.8%

## Sector breakdown



Information Technology	37.1%
Health Care	16.8%
Communications	13.3%
Consumer Discretionary	11.7%
Consumer Staples	8.3%
Industrials	5.8%
Energy	2.9%
Materials	2.9%
Real Estate	0.6%
Financials	0.5%

## Current top 10 holdings

APPLE INC	7.5%
MICROSOFT CORP	7.5%
FACEBOOK INC	4.2%
ALPHABET INC	3.6%
ALPHABET INC	3.5%
TESLA INC	2.6%
NVIDIA CORP	2.5%
JOHNSON & JOHNSON	2.2%
VISA INC	2.0%
HOME DEPOT INC	1.7%

## Contact information

The People's Pension Trustee Limited  
Manor Royal, Crawley, West Sussex, RH10 9QP.  
Tel 0300 2000 555 Fax 01293 586801  
[www.thepeoplespension.co.uk](http://www.thepeoplespension.co.uk)