

# B&CE The People's Pension Shariah 0.5% Pn

January 2018

**Important Notes** This document is provided for the purpose of information only and should not be construed in any way as giving investment advice. Past performance is not necessarily a guide to future performance, as the value of the units may go up or down and any return is not guaranteed. The price of the units can be monitored on our website at [bandce.co.uk/fund-unit-prices](http://bandce.co.uk/fund-unit-prices)

the  
people's  
pension

## Investment objective

The fund tracks the Dow Jones Islamic Market Titans Index, which comprises Shariah-compliant companies endorsed by the HSBC Amanah Shariah Supervisory Committee. This is a higher risk fund investing in company shares from around the world and is compliant with Islamic Shariah principles.

## Cumulative performance (as at 31/12/2017)



● Fund  
● Sector

## Cumulative performance (as at 31/12/2017)

	1m	3m	6m	1y	3y	5y
Fund	0.57%	4.30%	6.68%	14.20%	48.71%	-
Sector	1.55%	5.07%	6.24%	13.39%	43.89%	88.32%
Rank	4	4	2	2	2	-

## Discrete performance (as at 31/12/2017)

	Year 1	Year 2	Year 3	Year 4	Year 5
Fund	14.20%	24.32%	4.75%	15.86%	-
Sector	13.39%	22.41%	3.67%	7.84%	21.36%

Source: FE. Fund, Sector and Index performance is shown in local currency, on a single price basis with income re-invested into the fund.

## Fund facts

Single Price:	1563.90p
Currency:	British Pound
Pricing Frequency:	Daily
Launch Date:	08/04/2013
Asset Class:	Equity
Fund Provider:	B&CE
Sector:	Global Equities
Legal Structure:	Pension Fund
Initial Charge:	0.00%
OCF:	0.50%
AMC:	0.50%
Citicode:	KOVY
ISIN:	GB00BY2PJ30

Past performance is not a guide to future performance.

© B&CE

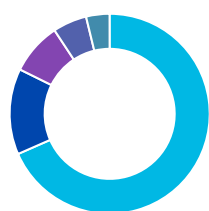
B&CE

Registered in England and Wales No. 8089267.  
To help us improve our service, we may record your call.

# B&CE The People's Pension Shariah 0.5% Pn

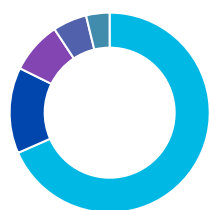
January 2018

## Region breakdown



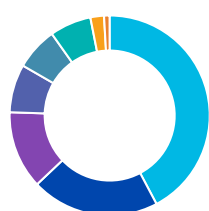
North America	68.5%
Europe ex UK	13.9%
Asia Pacific ex Japan	8.4%
Japan	5.5%
UK	3.8%

## Asset breakdown



North American Equities	68.5%
Europe ex UK Equities	13.9%
Asia Pacific ex Japan Equities	8.4%
Japanese Equities	5.5%
UK Equities	3.8%

## Sector breakdown



Information Technology	42.3%
Health Care	20.7%
Consumer Staples	12.6%
Consumer Discretionary	7.8%
Industrials	6.9%
Energy	6.7%
Materials	2.2%
Telecommunications Utilities	0.9%

## Current top 10 holdings

APPLE INC	6.7%
MICROSOFT CORP	5.4%
FACEBOOK INC	3.5%
JOHNSON & JOHNSON	3.1%
EXXON MOBIL CORP	2.9%
ALPHABET INC	2.6%
ALPHABET INC	2.6%
CHEVRON CORP	2.0%
PROCTER & GAMBLE CO	1.9%
HOME DEPOT INC	1.8%

Contributions are currently invested on behalf of the Trustee by HSBC Global Asset Management

## Market commentary

With the exception of Europe, global equity market saw strong returns in the fourth quarter with Japan and Asia-Pacific seeing rises of more than 7%. Solid economic data and US tax reforms helped many markets but uncertainty in Europe over German elections, Brexit and tensions in Catalonia created a more cautious mood. Italy was one of the worst performing markets while the Oil and Gas sector saw some of the best returns after Brent crude prices rose 16% in the quarter. Over three years equity markets have moved up sharply with the UK being the weakest performer rising by 33% compared to 47% in Europe and 57% in the US. In the UK interest rates rose for the first time in 10 years and abroad, the US Federal Reserve raise interest rates for the third time in 2017. The European Central Bank confirmed that they would continue to taper their quantitative easing in 2018.

## Contact information

The People's Pension Trustee Limited  
Manor Royal, Crawley, West Sussex, RH10 9QP.  
Tel 0300 2000 555 Fax 01293 586801  
[www.thepeoplespension.co.uk](http://www.thepeoplespension.co.uk)